


Part 3 — Petworth Miniatures

www.PetworthMiniatures.com

I particularly like her Book Room series, and the first one I ordered online was the ***Book of Kells***.

Gayle has put a lot of thought into the bits and pieces used in Poirot's room because they are all clues for his various stories. I think this room is a special favourite as I am a big Agatha Christie fan.

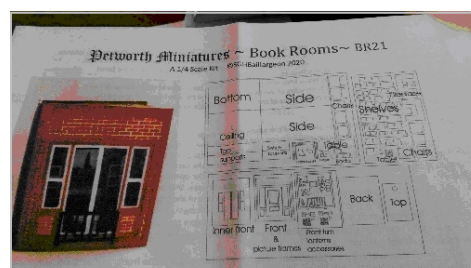



As the name suggests, the little book opens up to show a room with furniture and wallpapers that complement the book title. The supplied laser cut items are delightful and Gayle obviously puts a lot of thought into the design of each book. All need to be painted and some pieces of furniture require construction. Each room has a lowered ceiling which allows for the supplied lighting to be hidden away at the top of the room. The light switch is a little button on top of the "book" which is discreet and easy to access.

The front covers require careful layering of pieces to create a window that allows a peek into the finished room. As with most things I had to follow the instructions carefully to construct my first book room but I found subsequent ones easier to make. The included wallpapers and book covers are good quality and add to the atmosphere of the room.

My collection has grown and now also includes ***The Adventures of Pinocchio*** and ***Poirot Investigates***.

The little chairs in the *Poirot Investigates* room are very well designed so that they go together easily.



I knew it was dangerous looking at this website because Gayle has added a new collection called **Q-Bits** which she describes as "small projects on a 3 inch by 3-inch base". I was very strong and resisted ordering for some time but eventually gave in. I acquired **The Gothic Folly** and **Underhill**.

As it happens the Gothic Folly was the perfect setting to display a dear little wishing well project organised by Jan McLeod that we made at one of our Miniature Enthusiasts of Tasmania meetings.



The Q-bits are quarter scale projects which can be completed really quickly. Perfect for my temporary working space. I have not succumbed to ordering any more Q-Bits but **The She Shed** does look rather cute!

Lorraine

Anyone who is a Hobbit fan would find **Underhill** irresistible. I decided to change the construction of **Underhill** and didn't use the supplied chunky material to make the roof.

Instead, I covered the room with thin green card and then glued clumps of greenery on top. I also added a little bird's nest, constructed a flowering vine, some tiny daffodils and a chair both of which I made some time ago knowing that they would be useful eventually. The inside has a few extras too. My stash had the perfect little chair and tea set. I constructed the fireplace out of cardboard and potted up a few extra plants for display.

